



COMBAT VETERANS MOTORCYCLE ASSOCIATION



VETERANS HELPING VETERANS



CVMA TX 23-7

Sergeant-at-Arms Briefing

Presented By: Max 'Mad Max' Echols, Sergeant-at-Arms



COMBAT VETERANS MOTORCYCLE ASSOCIATION



VETERANS HELPING VETERANS

MISSION

Our mission is to support and defend those who have defended our country and our freedoms. *Our focus* is to help veteran care facilities provide a warm meal, clothing, shelter, and guidance, or simply to say "Thank You" and "Welcome Home."

What We Are

We are an Association of Combat Veterans from all branches of the United States Armed Forces who ride motorcycles as a hobby. Our membership is comprised of **Full Members** (verified combat service), **Auxiliary Members** (spouses of Full Members) and **Support Members** (non-combat military service and are dedicated to helping veterans). Many members continue to serve in our Armed Forces, with several serving in combat areas now.



COMBAT VETERANS MOTORCYCLE ASSOCIATION



VETERANS HELPING VETERANS



What We Do

1. Support Veteran Organizations.
2. Create and maintain camaraderie among Combat Veterans from all U.S. Branches of Service and its allies.
3. Raise awareness for the plight of POWs, MIAs and their families.
4. Conduct Association functions and activities in a manner befitting the members of the CVMA as well as the association's Auxiliary Members.
5. Promote interest in various forms of motorcycle activity associated with Veterans.
6. Encourage a better understanding of motorcycle riders as a constructive sport among members of the public, press, and law enforcement agencies.



COMBAT VETERANS MOTORCYCLE ASSOCIATION



VETERANS HELPING VETERANS

THIS IS SOME OF WHAT WE DO!

--WE'VE SUPPORTED THE KERRVILLE VETERANS HOME.

--WE SUPPORT THE CAPITOL CITY VETERANS FUNERAL ESCORTS.





COMBAT VETERANS MOTORCYCLE ASSOCIATION



VETERANS HELPING VETERANS

Chapter 23-7 is very active in our community and we will need support from our members to accomplish our mission.



VETS HELPING VETS



COMBAT VETERANS MOTORCYCLE ASSOCIATION



VETERANS HELPING VETERANS

We support various Military Charities annually to include Heroes Night Out, unit mentorship and overall Veterans help.....**You cannot do everything, every time, but you will be asked to participate. Do what you can, when you can.**





COMBAT VETERANS MOTORCYCLE ASSOCIATION



VETERANS HELPING VETERANS

And, of course we ride, eat and have fun.....

But always remember we are not a Motorcycle Club we are an Association of Combat Veterans



VETS HELPING VETS



COMBAT VETERANS MOTORCYCLE ASSOCIATION



VETERANS HELPING VETERANS



What We Are Not

We ARE NOT a Motorcycle Club or Motorcycle Gang.

We DO NOT have colors.

We DO NOT prospect. Nor do we actively recruit.

We DO NOT claim territory.

*We ARE NOT, nor do we claim to be, a
Motorcycle Club.*



COMBAT VETERANS MOTORCYCLE ASSOCIATION



VETERANS HELPING VETERANS



Chain of Command

Chapter 23-7

Commander	Bill "Chief" Langford	cvma237chief@gmail.com
Executive Officer	Randall "Sooner" Garren	randallgarren@msn.com
Sergeant at Arms	Max "Mad Max" Echols	max.echols@hotmail.com
Secretary	Shaun "Spoon" Collins	shauncollins33@gmail.com
Treasurer	Jose "Patron" Gonzalez	cvma237patron@gmail.com
Public Relations Officer	Robert "Lewy" Lewis	jafo13f@gmail.com



COMBAT VETERANS MOTORCYCLE ASSOCIATION



VETERANS HELPING VETERANS



History



- In 1999, the Combat Vets Motorcycle Club was introduced to the internet. In early 2001 it was found out that CVMC was an internet scam taking money from Combat Veterans.
- In early 2001 45 members decided to form a Combat Veterans Association.
- The beginning of the CVMA appeared as a non profit Association approximately May 2001.
- The 2 main things that brought them together were motorcycle riding & being Veterans from Combat zones.
- The original 45 members adopted a patch to wear, indicating that they are the original founding members of the CVMA.



COMBAT VETERANS MOTORCYCLE ASSOCIATION




VETERANS HELPING VETERANS



History

- In May 2001, the CVMA adopted the CVMA/VFW patch, many meetings, conversations, and letters over this period with the VFW National BOD sounded positive but with no results of developing a permanent relationship.
- In December 2002, the CVMA membership voted to move on towards an Association. Opening the CVMA up to all Combat Veterans who rode motorcycles. On 15 December 2002, it was voted that the CVMA would wear a combination of the CVMA background and the old skull logo as a one piece patch.
- Requirements for being a new Full Member were simple;
Combat Veteran and rode a motorcycle (500cc or larger) as a hobby.





COMBAT VETERANS MOTORCYCLE ASSOCIATION



VETERANS HELPING VETERANS



CVMA Back Patch

This patch is worn by full members only.

The emblem of the Combat Veterans Motorcycle Association is in the shape of a skull consisting of the following colors:

Red - representing the blood that has been shed on the battlefield.

Military Gold - representing all branches of service of the United States military .

Black - representing the heavy hearts possessed for those who gave their lives and for those considered Missing-in-Action or Prisoners-of-War.

The Skull and Ace-of-Spade - representing the Death that War leaves in its wake.

[The emblem/logo used by the Combat Veterans Motorcycle Association is the sole property of the CVMA. The CVMA patch and logo cannot be reproduced without license from the National BOD.]





COMBAT VETERANS MOTORCYCLE ASSOCIATION



VETERANS HELPING VETERANS



MC Protocol 101

Respect

- An MC demands respect for one reason. To recognize the deep level of personal commitment and self discipline that a man has to demonstrate and sustain in order to wear the Club's colors (Patch).
- Realize that a Club's "Colors" are closely guarded and the membership process is long and difficult. This respect is born out of recognition of dedication and accomplishment.
- The MC strives for respect. This is true as it pertains to those outside of the motorcycle community. This part of society is larger, and therefore represents a larger market for fundraising activities that the MC might undertake.
- Cultivating a relationship with this part of society is important and to be perceived by them as "Biker Scum" is not advantageous to many Clubs. They will therefore, in many cases, conduct themselves as upstanding citizens... "Good neighbors" so to speak.



COMBAT VETERANS MOTORCYCLE ASSOCIATION



VETERANS HELPING VETERANS

MC Protocol 101

Club Colors

- The public does not draw a distinction between different club colors. In many cases, they can't tell the difference. If one club causes a problem, the offending club's identity is either confused or ignored and the heat comes down on all clubs and motorcycle riders.
- The public does not make any distinctions between a MC and an RC (*Riding Club), therefore EVERYONE needs to be aware that no matter whether they are in an MC and RC or an Independent rider, their actions reflect on all in the motorcycle community.
- The MC clubs tend to police themselves to avoid such incidents.



COMBAT VETERANS MOTORCYCLE ASSOCIATION



VETERANS HELPING VETERANS



MC Protocol 101

- Club members will not discuss any Club business whether it's about membership numbers, Club goings on, or any member's personal information with anyone outside of the Club.
- They understand that they are a MC member 24/7, regardless if they are wearing their colors. Everything they say or do in public can affect the Club.
- They also understand that if they get out of line, that they are subject to be counseled for their own good and for that of the Club.
- Wearing Club colors is more than getting together for good times. It also means getting together for the other times too.
- It's committing themselves to a lifestyle in which they do not look for how their brothers can help them, but for ways that they can be of help to their brothers.



COMBAT VETERANS MOTORCYCLE ASSOCIATION



VETERANS HELPING VETERANS



MC Protocol 101

- MC members are people too. They have jobs, families, normal everyday problems, and concerns just like anyone else. Just like with any group, you will find both good and bad.
- Protocol and Respect are the rule when dealing with a MC member.
- If you are FORMALLY introduced to a MC member, make sure the person doing the introduction knows you are a member of the CVMA. If also a Chapter officer, what position you hold. Under no circumstances do you interrupt to correct a mistake while that person is introducing you or while they are talking.
Wait till the introduction is done & politely introduce yourself correctly. i.e.....

Max Echols, CVMA, Austin TX, Chapter 23-7, Sgt-at-Arms

Max Echols, Sgt-at-Arms, CVMA 23-7, Austin TX

(Use your real name; not your nickname. Nicknames may come later.)



COMBAT VETERANS MOTORCYCLE ASSOCIATION



VETERANS HELPING VETERANS



MC Protocol 101

- Greet the MC member as you would meet anyone else and wait until the offer is made to shake hands. DO NOT be offended or make a big deal if they do not offer to shake your hand. Many times they want to get to know about you and your Association a little better before they will offer to shake your hand.
- **Never lie.** You can politely refuse to answer a question by saying something as, "That seems like association business, or I should refer that to one of my Chapter officers to ensure that you get the correct information." Be prepared to answer questions about what your Association is about.
- Women in a leadership position or as a member of a MC, while not totally unheard of, is very rare. Most MC's would also rather deal with a man if there is business to conduct. Most realize what our association is about & will for the most part accept a woman as an officer, and a woman officer will most likely be allowed to attend any meeting. Whether or not they will deal directly with a woman officer or not depends on the individual MC. There is no set rule for this and they will let you know if it's ok with them or not.



COMBAT VETERANS MOTORCYCLE ASSOCIATION



VETERANS HELPING VETERANS



MC Protocol 101

- Most MC's do not care to deal with the National officers. They would prefer to deal with local representatives.
- If you know a MC member, don't throw the Member's name, nickname and MC's name around like you're a great buddy of theirs (even if you are). MC's consider that major disrespect towards their Club.
- Always watch where you are when speaking about them, never say anything about them in public because you never know which person could be one of them, or a "support member". MC members do not always wear their colors. By the time the story gets back to the Dominant club in our area, it will have been changed many times over and could be blown up way out of proportion.
- Anything said about them between MC members is MC business ONLY. If comments, even those said in a joking manner were to get out, problems could start. Discussion outside the privacy of our chapter can start rumors which could cause a lot of problems for not only this chapter but also for other chapters in and out of the state.



COMBAT VETERANS MOTORCYCLE ASSOCIATION



VETERANS HELPING VETERANS



MC Protocol 101

- If for some reason you have to say something while in public about a MC, take the person you're talking to aside, alone, and say ONLY what you need to say to get your meaning across.
- Watch where you wear your patch, it's just common sense to stay in numbers when wearing your patch. If you are unsure of the areas or places normally frequented by MC's, ask your Chapter Officers. If you are planning a trip and are concerned, talk to a Chapter officer and ask if they can find something out by contacting the officers in the areas you will be in.
- ** SHOW THEM RESPECT ** That is #1 with them! (and worth repeating).
- If you already know a MC member don't just walk up to him and interrupt when they are with MC members. Wait till he acknowledges you first and NEVER touch them or put your arm around them like a buddy. Don't put your hand out to shake theirs. Wait for them to extend their hand first. If for some reason you're not acknowledged at all, then just keep walking.
- If you need to talk to an officer of a MC the proper way is to go through their Sgt-at-Arms or one of the MC members.



COMBAT VETERANS MOTORCYCLE ASSOCIATION



VETERANS HELPING VETERANS



MC Protocol 101

- Remember, the CVMA doesn't wear colors, colors are earned, not bought, and it's just common sense to stay in numbers when wearing your patch.
- If you feel that you do want or need to go to an event (alone), then preferably go without wearing any patches identifying that you're in the CVMA.
- Remember, if you're wearing your CVMA patch, you are considered by everyone to be a representative of this Chapter. If anything were to turn sour, then the whole Chapter would wind up with problems down the road.
- If someone from a MC requests that you remove your vest, don't argue. The best reply is, "No Problem" and take it off. Then let a Chapter Officer know what MC it was so they can deal with any potential problems. They normally only ask once.



COMBAT VETERANS MOTORCYCLE ASSOCIATION



VETERANS HELPING VETERANS



MC Protocol 101

- If an establishment has a sign indicating “No Colors”, even though your patch is not considered “colors”, the vest should be removed out of respect for the other MC’s and the policy of the establishment. While we may just be an Association, it's only respectful to honor the house rules. MC’s that honor the "house rules" will be deeply offended that you didn't. Also remember, many establishments choose to have this policy and it applies to all organizations that use any kind of patch.
- **Do not** wear your Patch into any MC’s clubhouse unless you have asked if it's ok to do so or have been invited for a "sit down" with the officers of the MC or been invited as a CVMA Member.
- In regard to women who are with a MC, but not in the club: “Old Lady” is not a negative or derogatory term, it's just a slang term commonly used. "Property Of" patches are their way of showing support for their man and the MC he's in.



COMBAT VETERANS MOTORCYCLE ASSOCIATION



VETERANS HELPING VETERANS



MC Protocol 101

- A MC member may not, and many times will not, acknowledge your wife or girlfriend, especially upon a first meeting.
- A prospect can usually be identified by the back patch they are wearing. There are many different ways MC's identify prospects. You want to treat a prospect the same way you would treat a MC member - with respect and courtesy. MC's will take offense to any outsider using the "Prospect" term. Calling someone "Prospect" if you are not a member of that MC is considered disrespectful.
- Have absolutely no doubt that MC's are serious and many have been known to physically educate a person who shows disrespect
- DO NOT touch or sit on a MC member's bike and never expect an invitation to do so.
It has happened!!!



COMBAT VETERANS MOTORCYCLE ASSOCIATION



VETERANS HELPING VETERANS



MC Protocol 101

- Be aware of the behavior and attitude of other CVMA members who are with you, especially if anyone has been drinking. If necessary, take action to avoid problems before they happen. i.e.. if someone appears to be getting too angry, loud, and possibly disrespectful; take them aside or go somewhere else until things settle down. If an incident should occur in spite of your efforts and no officers are present, make sure to let your officers know as soon as you can.
- Be aware that problems created in one part of the country by a CVMA member or issues with the chapter in one area have the potential to affect CVMA members in other areas and states.
- Do not call a MC member Brother or Bro. Their Brothers are fellow MC members and those that have earned that term.
- Don't ever touch any part of another MC member's colors, which includes the vest or jacket it's sewn on. That is considered a SERIOUS sign of disrespect, which could cause them to aggressively educate the un-informed.



COMBAT VETERANS MOTORCYCLE ASSOCIATION



VETERANS HELPING VETERANS



MC Protocol 101 Summary

- We are an Association and have ZERO intention of ever trying to become an MC.
- The CVMA Patch is bought & not earned. *It remains Association property*
- All makes and models of motorcycle [500cc or larger] are welcomed in the CVMA.
- We are a non-territorial Association.
- We are a neutral Association and do not wear any MC support patches.
- Women Combat Veterans are welcomed and, in many cases, are Association officers.
- We are a UCOW and COCI recognized Association.
- **Do NOT** offer-up forum links or web sites; refer them to a Chapter officer.
- **Do NOT** brag about how large the local or national membership is.
- **Do NOT** volunteer Association information. If they ask a question about the local Chapter, answer it if you can. If they start asking questions about the number of members, or the National chain of organization, refer them to one of the Chapter Officers.

[You are all encouraged to Google “Motorcycle Protocol 101” or to go onto combatvet.org to get even more information.]



COMBAT VETERANS MOTORCYCLE ASSOCIATION



VETERANS HELPING VETERANS

“What patches can I wear?”

Whether worn on front left, right or rear of vest no other patches should be placed above the US Flag



Whether worn on left or right of vest stars should be to the inside/heart/chin.



VIETNAM

DESERT STORM

AFGHANISTAN

Conflict bars from the CVMA store are worn below backpatch and are OK.

If attended, the State Meeting patch is approved for wear.



Items from the CVMA store and other approved local made patches are OK.



Do not wear your vest while driving, take it off and hang it over the seat back as an option.

When in doubt always ask your Chapter SAA before removing or adding patches.





COMBAT VETERANS MOTORCYCLE ASSOCIATION



VETERANS HELPING VETERANS


NO rib or side rockers.



These are ok front or back. But will be below backpatch.



These type (Cube/turned cubes) military unit patches are OK front or back.



Alternatives type patches for 5ID and 1 MAR Div to show unit pride can be worn.

NO 5th ID or 1st Marine diamonds front or back





COMBAT VETERANS MOTORCYCLE ASSOCIATION



VETERANS HELPING VETERANS

Some patches with the Texas flag are still in question.

Texas outlines are
Now approved on your
vest. Front only.

Texas flags that say
Texas **NOT** to be
worn.

Standard Texas flags are now
allowed in this State. Blue field to
the center. On the front only. Not
to appear above any US Flag.




However, these two chapter patches
are OK right now on front of vest.

Not.



This type patch is OK



Coastal Bend, 23-8



San Antonio, 23-3

"Combat Vets Forever Forever Combats Vets"



COMBAT VETERANS MOTORCYCLE ASSOCIATION



VETERANS HELPING VETERANS

Examples of various Confederation Of Clubs and Independents (COCI) patches (Not all states have organized COCIs)

The Texas COCI is made up of traditional, military, community service, religious, and riding associations. The Texas COCI is dedicated to the motorcycle lifestyle, local communities and to freedom through communication and working together.





COMBAT VETERANS MOTORCYCLE ASSOCIATION



VETERANS HELPING VETERANS

- Do not wear your CVMA Jacket or vest while driving or riding in a POV. Wait until you arrive at your location and then once outside of the vehicle put on your CVMA jacket or vest.
- Take care of your jacket or vest, if sitting in a chair do not allow it to fall on floor. If it does, then quickly pick it up.
- Do not leave your vest on your bike while you are inside to eat, shop, or shit. You do not want a MC picking up your vest. MCs consider a vest on the floor, wearing a patch while in a cage, or laid outside on your bike unattended as **disrespect**.



NEVER, EVER do this!!!






COMBAT VETERANS MOTORCYCLE ASSOCIATION



VETERANS HELPING VETERANS

Inappropriate Patches

These are inappropriate patches front or back. These really do not represent what the CVMA is all about. Think of yourself at a Veterans' funeral or a Veterans event.





COMBAT VETERANS MOTORCYCLE ASSOCIATION



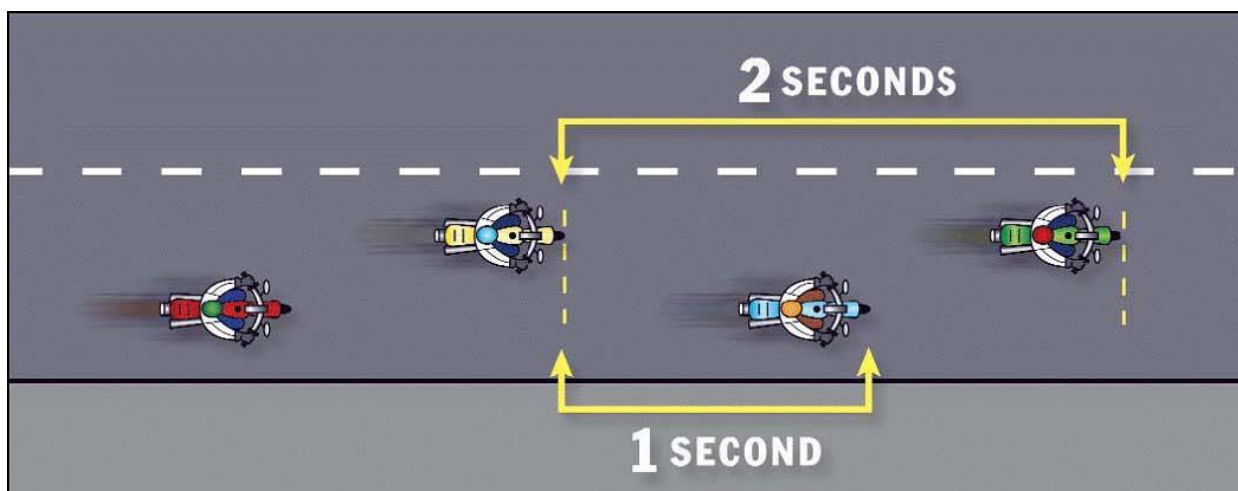
VETERANS HELPING VETERANS



Brief Overview of Group Riding

RIDING FORMATION

Unless specifically briefed otherwise, the ride formation is staggered. All formations are dependent on ride conditions and will be controlled by hand and arm signals sent back by the Road Captain.





COMBAT VETERANS MOTORCYCLE ASSOCIATION



VETERANS HELPING VETERANS



Brief Overview of Group Riding

Chapter Order of March

Commander - rides front left.

Commanding Officer (XO) - rides front right.

Sergeant At Arms - rides behind the Commander and/or XO.

Secretary

Treasurer

Public Relations Officer

Quartermaster

Chaplain

Webmaster

The rest of the formation will consist of **Full Members**, **Auxiliary Members**, then **Support Members**. Any new members or any NON- CVMA 'guest' riders will ride behind the CVMA riders, but in front of the Tail Gunner. Guest officers from other chapters will ride in the position behind and to the right of their equivalent local Chapter Officer. (i.e. Commanders will ride essentially beside each other.) This also applies for officers above Chapter level (NBOD, RR, or SREP or SSSA).



COMBAT VETERANS MOTORCYCLE ASSOCIATION



VETERANS HELPING VETERANS



Brief Overview of Group Riding

UNIFORM

All CVMA members are expected to display their patch on group rides.
(It is the responsibility -and liability- of all Active Duty Members to meet their required branch of service and installation requirements for PPE while riding motorcycles.)

ROAD GUARDS

Riders will avoid physically blocking intersections unless previously coordinated with law enforcement. At stop sign intersections, or during ride launches, the RC may request a rider to serve as a traffic observer to flag fellow riders through an intersection safely.

Chapter 23-7 Does not lane split on group rides.

DO NOT ATTEMPT TO BLOCK CARS OR PREVENT CARS FROM ENTERING THE FORMATION. THEY ARE CALLED 'CAGES' FOR A REASON.

If a car is insistent or threatening safety, roll off the throttle.



COMBAT VETERANS MOTORCYCLE ASSOCIATION



VETERANS HELPING VETERANS



Brief Overview of Group Riding

COMMON SENSE

- **Fuel:** Always begin a ride with adequate fuel.
- **Ride your own bike:** Irrespective of formation concerns, a rider should always ride their own motorcycle first.
- **Difficulty or disagreement:** If you are having difficulty riding with another rider, you should first attempt to move away from them in the formation, prior to the start of the ride. If riding near this individual creates an urgent safety risk for you or the formation, notify a Road Captain immediately. If there is no immediate safety concern, then at the next stop, with oversight of either a Road Captain or Sergeant at Arms, discuss your concern with the individual to ensure safety for the group.
- **Situational Awareness:** Avoid the "Sled Dog" mentality and complacency when in formation.
- **When passing a large group of riders:** Check-in with the Tailgunner to see if you can or cannot pass. If not given the ok, adjust your speed and follow. This is whether you are alone or in group.



COMBAT VETERANS MOTORCYCLE ASSOCIATION



VETERANS HELPING VETERANS



Brief Overview of Group Riding

RESPONSIBILITIES

Individual responsibility - All riders should maintain proper Situational Awareness of their surroundings and their own limits while riding. Riders should limit any behavior that would cause an unsafe condition for members of the group (i.e. prescription drug use, alcohol intake, riding while sick, tired or performing unsafe acts).

Additionally, when riding alone or in a small group, always try to safely pull over and assist a broken down motorcycle. If a rider is pulled over to the side of the road, the minimum is to slow down and get a thumbs up from him. Preferably you stop and provide assistance.

Officer responsibility - It is suggested that key personnel should limit and/or refrain from any alcohol use during the ride. Road Captains are responsible for the welfare of the individuals in the group and this responsibility should not be taken lightly.

Personal accountability will be at the forefront of each ride. The Road Captains and CEB Members have the authority to ask a rider for his or her keys if there is concern for their safety or the group's safety. **CVMA 23-7 is not responsible for any injury to the rider or passenger, or damage, to their motorcycles.**



COMBAT VETERANS MOTORCYCLE ASSOCIATION



VETERANS HELPING VETERANS



Brief Overview of Group Riding

SAFETY Is Everyone's Responsibility

At 50 mph you have less than ½ of the Rolling Energy that you have at 71 mph.

At 40 mph you have less than ½ of the Rolling Energy that you have at 57 mph.

Rolling energy can be dissipated by tire friction with ground or by your body's friction with the ground ... anticipate the threat and slow early.

If there is an accident and a member is injured and must be transported to the hospital, or anywhere away from the ride, secure the member's vest. Do not let it go with him/her. The vest and Patch become association property at that point. It will be returned to the member at the appropriate time. If the paramedics want to cut the vest, convince them to cut up the sides or in such a way as the patch is not damaged.

SAFETY IS THE BOTTOM LINE!

THE MISSION IS UNSUCCESSFUL IF A RIDER OR BIKE IS HURT OR DAMAGED



COMBAT VETERANS MOTORCYCLE ASSOCIATION



VETERANS HELPING VETERANS



An excerpt From our By-Laws

Section 3.6 Conduct

All members must conduct themselves in a manner that is not an embarrassment to himself or herself, the Combat Veterans Motorcycle Association, or the United States of America.

Section 3.7 License

All full members must possess a valid resident state motorcycle license, proof of current insurance, ownership and operation of a motorcycle of 500cc or above. This will be verified annually by a Chapter Officer. Full and Support Members who do not meet these requirements will not be allowed to renew their dues, will be placed in a “member not in good standing” status at the National level, and will turn in their back patch.

Section 3.8 Misconduct

- a. In the event of misconduct of a member, under the by-laws of the Combat Veterans Motorcycle Association, the National Board of Directors possesses the right to revoke that member's membership.
- b. Misconduct is defined as failure to abide by the by-laws of the Combat Veterans Motorcycle Association and any organization that the Combat Veterans Motorcycle Association supports or by bringing dishonor upon the Combat Veterans Motorcycle Association by action, word, or deed. **Members must always remember we are not, nor do we claim to be, a motorcycle club. We do not have colors - we have a veteran's insignia/backpatch.**



COMBAT VETERANS MOTORCYCLE ASSOCIATION



VETERANS HELPING VETERANS



The Bottom Line.

- We are a Veterans' Service Organization.
- Showing Respect costs you nothing.
- Act like an Adult; Misconduct/Disrespect of any kind will be dealt with.
- We are all Combat Veterans too.
- Participate; you will only get out what you put in.
- Handle problems/issues at lowest level possible.
- Remember your **Integrity**.
- Stay of good **Moral Character** always.
- Support and watch out for each other.
- Comply with National/Chapter ByLaws.
- You are responsible for your Auxiliary or Support member.
- Remain a member in **good standing**.
- Chapter Business is CHAPTER Business only and must remain so.
- Chapter meetings will be conducted in a disciplined manner.
- All members opinions are important and will not be marginalized.

VETS HELPING VETS!!!